

002798

2024-042

2023

1


			002798
	19	A	15
	028-67996197		028-67996197
	028-67996113		028-67996113
	daiyu@monarch-sw.com		daiyu@monarch-sw.com

2


30

26

IP



+



1

OEM

OEM

OEM

2

3

6

3

3

1

	2023	2022			2021	
	6,587,606,891.10	7,898,963,066.86	7,900,953,747.69	-16.60 T€		

--	--	--	--	--	--	--

2023 1 1 16

2022 11 30 16 2022 31 16
2023 1

1

16

18

-43

2

	609,860,288.19	1,165,419,052.56	968,937,773.32	1,016,235,919.22
	-80,322,713.49	19,767,933.23	-4,625,232.83	-592,918,075.47
	-82,887,414.64	15,354,336.37	-6,336,602.70	-564,820,012.60
	263,411,109.47	32,917,852.39	78,631,253.47	117,985,975.58

4

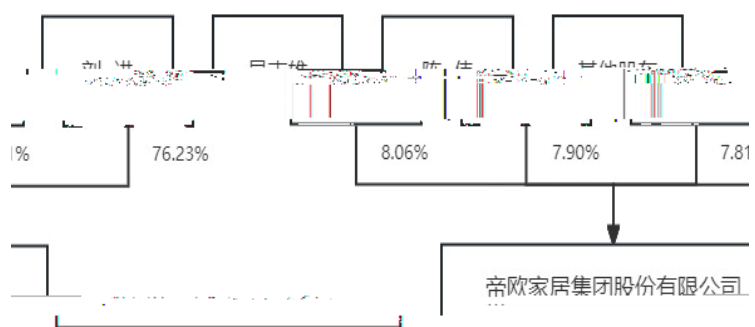
1

10

	24,947		25,583		0		0
10							
		8.06%	31,016,189	31,016,092			20,314,142
		7.90%	30,421,897	30,240,598			26,223,700
		7.81%	30,055,597	30,055,198			17,422,000
		7.33%	28,206,351	0.00			21,600,000
		5.70%	21,938,700	0.00			0

		1.82%	7,018,761	0.00		0
		1.59%	6,127,860	0.00		0
		1.36%	5,230,558	0.00		0
		1.22%	4,704,573	0.00		0
		1.15%	4,444,646	0.00		0

3



5

1

		127047	2021 10 25	2027 10 24		149,977.76	0.30% 0.50% 1.00% 1.60% 2.00% 2.50%
			2023 10 25			2022 10 25	
		2023 10 24		0.50%		10	
		1,000.00		5.00			14,998,046
			7,499,397.95				

2

2021 10
2022 AA-
2023 2 20
2022 [2023]0052
2023 2023 6 21
[2023]0329 A+
A+

3

2

	2023	2022	
	66.93%	64.09%	2.84%

	-63,868.97	-150,741.49	57.63%
EBITDA	-9.12%	-30.47%	21.35%
	-3.38	-7.93	57.38%

2023	37.60	8.55%	30.14
7.79%	6.36	8.27%	
	1		2
23.53	7.22%	62.58%	11.33%
2023		-6.58	8.49
	-6.39	8.69	
			1
	2		
3			
		1	
			3.42
2			
	2.24	3	749.94
		9,228.48	
	2023		
		4.93	395.90%
2023			
1			
100%			
3	1		

2

+

214

SI

3

0.9%

6.45%

4

2023

40MWp